

SCORE



Southern
California
Optimized
Rail
Expansion



Marengo Siding Extension

Jeffrey Dunn

Director of Government Relations

- If you are accessing Zoom online or a mobile device, please ask your question by clicking the Q&A button (). Please type your first and last name, then type your question.
- If you prefer to speak your question, press the “Raise Hand” button () when you are ready to ask your question.
 - You will then be unmuted, and it will be stated that you have been unmuted. Please state your first and last name, and ask your question.
 - To lower your hand click the same button, now labeled “Lower Hand.”
- If you have joined the Zoom call by dialing in, please raise your hand by pressing *9.
 - Once your phone has been unmuted, you will hear the prompt “you have been unmuted.” Please unmute yourself by pressing *6, then state your first and last name, and ask your question.
 - To lower your hand, press *9 again.

Metrolink Overview

- 538-mile system across all Southern California
- 81% of weekday trips are work-related
- 59% of Metrolink riders travel across county lines
- Average one-way trip length = 36 miles
- Metrolink service eliminates 9.3 million car trips annually



METROLINK TAKES CARS OFF THE FREEWAYS

85%

OF WEEKDAY METROLINK
RIDERS HAVE AN AUTOMOBILE BUT
CHOOSE TO TAKE THE TRAIN,
creating more space on
the region's freeways.



METROLINK REMOVES THE
EQUIVALENT OF 1 LANE OF
PARALLEL FREEWAY TRAFFIC
DURING THE PEAK HOUR IN
PEAK DIRECTION

- LANE CAPACITY EQUIVALENT CALCULATED
USING METROLINK CONDUCTOR COUNTS
AND CALTRANS AADT TRAFFIC COUNTS AT
PEAK LOAD POINTS WITHIN CORRIDOR

Economic Benefits – Los Angeles County

- 2028
 - 45,700 jobs
 - \$9,801 (in millions) in gross domestic product (GDP)
- By 2050
 - 704,900 jobs
 - \$356 billion in GDP (collective total)

More Service

- More bi-directional service to attract additional riders
- Link US enables one-seat rides between Los Angeles, Ventura and Orange counties

Better First Mile/Last Mile

- Trains at regular headways means improved transfers to other transit providers

Fights Climate Change

- Reduces up to 51.7 million metric tons of green house gases (GHG) across Southern California
- Removes 3.4 billion regional vehicle miles traveled (VMT)

Leverage Connectivity for Future Growth

- Improves access to Metrolink County Line Stations



Elizabeth Lun

Acting Assistant Director, SCORE Program

**Southern
California
Optimized
Rail
Expansion**

VENTURA
CO.

LOS ANGELES
CO.

Corridor - Based Projects

- 1 Simi Valley Double Track & Platform
- 2 Chatsworth Station and Signal Improvements
- 3 Burbank Junction Speed Improvements
- 4 Burbank to LA Signal Improvements
- 5 Marengo Siding Extension
- 6 El Monte Siding Extension
- 7 Rancho Cucamonga Siding Extension

Systemwide Projects

- 15 Link Union Station Initial Phase





- 8 Hobart to Commerce Capacity Improvements
- 9 Fullerton Junction Improvements
- 10 North OC Signal Improvements
- 11 Irvine Station Improvements
- 12 South OC Signal Improvements
- 13 Serra Siding Extension
- 14 Riverside - Downtown Station Improvements

- ## 16 Orange County Maintenance Facility

Rail Network

- Metrolink Only
- ◇ Shared Metrolink/
Amtrak
- ☆ L.A. Union

- 91/Perris Valley
- Antelope Valley
- Inland Empire-Orange County
- Orange County
- Riverside
- San Bernardino

-  Ventura County
 Amtrak Pacific Surfliner
 Redlands Passenger Rail Project (Arrow)
 SCORE Phase 1 Projects



MAP NOT TO SCALE

METROLINK®



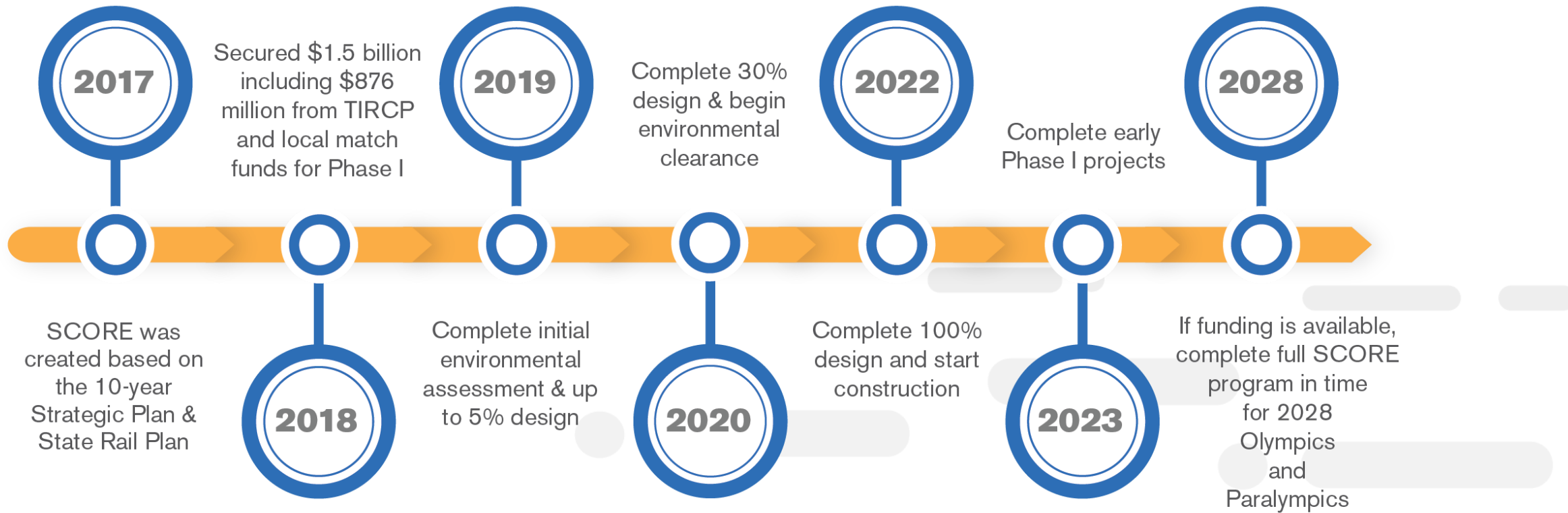
\$10 Billion Capital Improvement Program to improve the regional rail system in time for the 2028 Olympic and Paralympic Games and beyond.

Benefits:

- More safety improvements at stations and grade crossings
- More rail service enables trains to operate at least every 30 minutes
- More upgraded crossings = Quiet Zone-ready corridors
- More access to job centers and affordable housing
- More seamless connections to other transit providers

SCORE Timeline

SCORE Southern
California
Optimized
Rail
Expansion



- Metrolink will start and complete the environmental processes for construction for each project at different times

Marengo Siding Extension - Project Benefits



- **More safe, reliable service** – this project, when combined with other SCORE Phase I projects, would provide safety improvements and more frequent service when demand and funding exist. In the future passengers will go to a train station and wait no more than 30 minutes in either direction
- **Improved on-time performance and reliability** for the San Bernardino Line which will reduce passengers commute time and train delays
- **Less idling time** will reduce emissions

Marengo Siding Extension

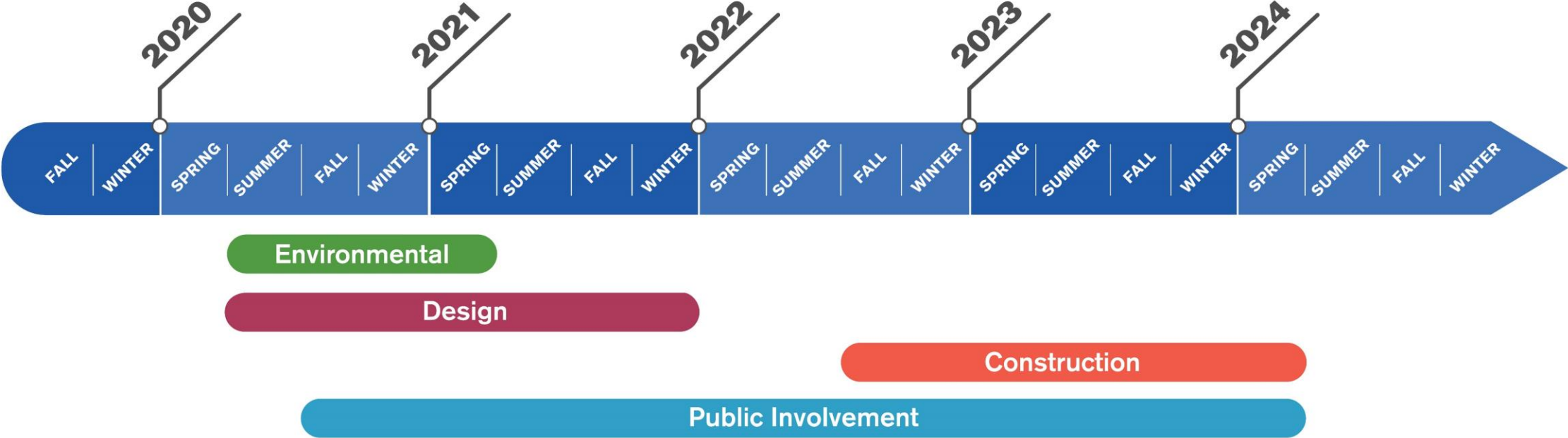


**Not to scale*

- Extend existing siding to the east by 3,325 feet up to the curve at Fowler Street, increasing the total siding length approximately 10,250 feet
- Maintain the existing main track and construct the siding track extension to the north
- Extended track entirely within the railroad ROW
- Safety improvements to Marengo and Soto Street overpass

**Metrolink has determined that the proposed improvements are statutorily exempt from the California Environmental Quality Act (CEQA)*

Project Timeline



- Agreements – coordinate requirements with City
- Review of designs from the City
- Coordination with work windows and traffic control plans
- Partnering for outreach while supporting Metrolink's vision

Government & Community Relations

Sylvia Novoa

Government Affairs/Community Relations Manager

Email: NovoaS@scrra.net

Office: 213-452-0300

Cell: 213-503-3272

SCORE
Southern
California
Optimized
Rail
Expansion

THANK YOU

GET MORE WITH SCORE